

Dealer Information

Date: _____ Dealer # _____ PO # _____

Dealer: _____

Phone: _____

Email: _____

Accounts Payable Contact

Name: _____ Phone: _____

Reference

Job Name: _____

Shipping Information

Shipping costs varies on location, volume and method of shipment. All shipments are FOB - Harrisonville, MO.

Freight Collect - Pay freight line direct for shipping cost

Pre-Paid Freight - Crest adds cost to your order

Customer Pick Up

Ship to: _____

Due to continually evolving product and installation codes and variations in codes among jurisdictions, certain standard features and product options may not apply to every order. Crest's authorized dealers are required to ensure that installation of each elevator complies with all local regulations and code requirements governing the installation and use of elevators for the municipality in which they are installed. Crest strongly recommends that customers consult with their local authority to ensure that their elevator features and the installation of their elevator meets all regulations and code requirements for their jurisdiction.

Payment and Production Terms

CREDIT CARD PAYMENTS WILL INCURE A 2% added service charge. Wire transfers, ACH's, company checks are all preferred. Payment is due at time of shipment. Freight is not included in price unless specifically noted.

Special color units require 50% down at time of order being released to production.

No Elevator is released to production until signed approval drawings are received.

Standard Equipment Includes

Mechanical:

- Maximum travel to 21' (14' standard)
- Capacity: 500 lbs
- Extruded aluminum track (powder coated)
- Stainless steel hardware
- Dual winding cable drums with 1/4" aircraft cables

General:

- Shaftless
- Speed: 15 fpm
- Maximum number of stops: 4
- Data plates and capacity tags

Car:

- Finish: RAL 9002 powder coated metal
- Configuration: Single car entry
- Top and bottom safety sensors
- Clear vision panels in walls
- Sliding car door with clear vision panels

Controls:

- Battery powered
- Battery charger
- Circuit board controller
- Constant pressure controls
- RF wireless call stations
- Diagnostic indicator
- Automatic lighting

Safety Devices:


- Limit switches at each stop
- Final limit at top and bottom
- Emergency stop
- Slack cable device
- Honeywell interlocks on car and at each landing


Limited Warranty:

- 1 Year: Batteries
- 2 Years: Parts
- 3 Years: Drive Train / Circuit Board


CREST Outdoor Elevator

Car Configuration


Choose your car configuration from the illustrations below.
Select one only.  = Gate opening direction



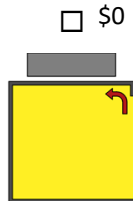
Front Entry
LH Gate



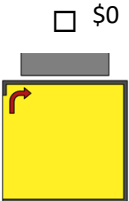
Front Entry
RH Gate




Right Side Entry
LH Gate



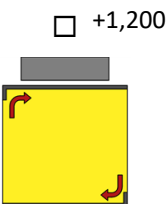
Right Side Entry
RH Gate



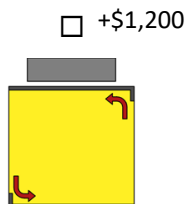
Left Side Entry
LH Gate



Left Side Entry
RH Gate



Straight-thru
LH Gates

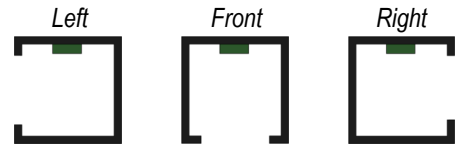


Straight-thru
RH Gates

Number of Stops

- 2-Stopsincluded
 - 3-Stops*add \$1,000
 - 4-Stops*add \$2,000
- *Includes extra interlock(s) and call station(s)

Door Openings per Floor



	Left	Front	Right
4th Floor	<input type="checkbox"/>	<input type="checkbox"/>	<input type="checkbox"/>
3rd Floor	<input type="checkbox"/>	<input type="checkbox"/>	<input type="checkbox"/>
2nd Floor	<input type="checkbox"/>	<input type="checkbox"/>	<input type="checkbox"/>
1st Floor	<input type="checkbox"/>	<input type="checkbox"/>	<input type="checkbox"/>

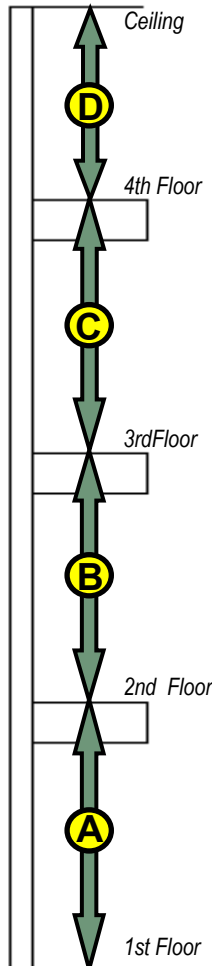
Extra Landing Opening\$750 ea
Indicate location above

Hoistway Door Swings



	RH Swing	LH Swing
4th Floor	<input type="checkbox"/>	<input type="checkbox"/>
3rd Floor	<input type="checkbox"/>	<input type="checkbox"/>
2nd Floor	<input type="checkbox"/>	<input type="checkbox"/>
1st Floor	<input type="checkbox"/>	<input type="checkbox"/>

Measurements



- D** 4th Floor to Ceiling _____
- C** 3rd Floor to 4th Floor _____
- B** 2nd Floor to 3rd Floor _____
- A** 1st Floor to 2nd Floor _____

CREST Outdoor Elevator

Base Price

..... \$17,500

Travel

- Up to 14' included
- Up to 21'add \$1,300

Hoistway

- Shaftless
- Hoistway by others
- CREST Acrylic Hoistway Enclosure*
.....add \$2,595 per floor (up to 8')
 - Over 8' Qty _____ add \$300 /ft
 - Top Floor
 - Middle2 Floor
 - Middle1 Floor
 - Bottom Floor

* Provide floor to ceiling and floor thickness dimensions

Call Stations Included

- Radio Frequency
- Hard-wired Call Stations

Doors/Gates

Honeywell interlock provided for each door and gate

- Enclosure Style Door\$1,475 ea
 - 36"x80" 30"x80"
 - RH Swing Qty _____ LH Swing Qty _____
- Flush Door Frame (door slab by others)\$950 ea
 - 36"x80" 30"x80"
 - RH Swing Qty _____ LH Swing Qty _____
- 36" Top Landing Gate\$995 ea
 - RH Swing Qty _____ LH Swing Qty _____
- Automatic Door Opener Qty _____\$1,950 ea

Optional Equipment

- Key Switch on Call Stations\$50 ea
- Wireless Key Fob Qty _____\$100 ea
- Automatic Homing (Hoistway only)\$300
Specify Floor _____
- State Code Compliance Package\$400
(includes Z97.1 labels, rope tags, wiring for remote disconnect by others, car mounted lockable disconnect)
- Washington State Compliance Package\$400

Car Finish

- Powder Coated Car Walls Std
 - Clear Vision Panels in Car Walls\$1,000
 - Custom Color RAL Powder Coating
Adds to lead time. Requires approval of sample.
 - Elevator Car\$2,250
 - Track / Header\$600
 - Additional Track (3 Stop and 4 Stop).....\$700
 - CREST Enclosure (per floor)\$750 ea
 - Enclosure Style Door (hoistway by others) ...\$575 ea
- RAL Color # _____

Note: Wheelchairs come in a variety of sizes. Be sure to check the size and weight of the wheelchair being used before deciding on any elevator or lift to assure choice of model will provide the space and load capacity needed.

Special Requirements:
